



Brazil
10-12 November 2017
São Paulo

Friday 10th November 2017
Free Practice 1 10:00 - 11:30
Free Practice 2 14:00 - 15:30

Saturday 11th November 2017
Free Practice 3 11:00 - 12:00
Qualifying 14:00

Sunday 12th November 2017
Race Start 14:00

TRACK STATS

1:11.473s

LAP RECORD (JUAN PABLO MONTOYA, 2004)

305.909

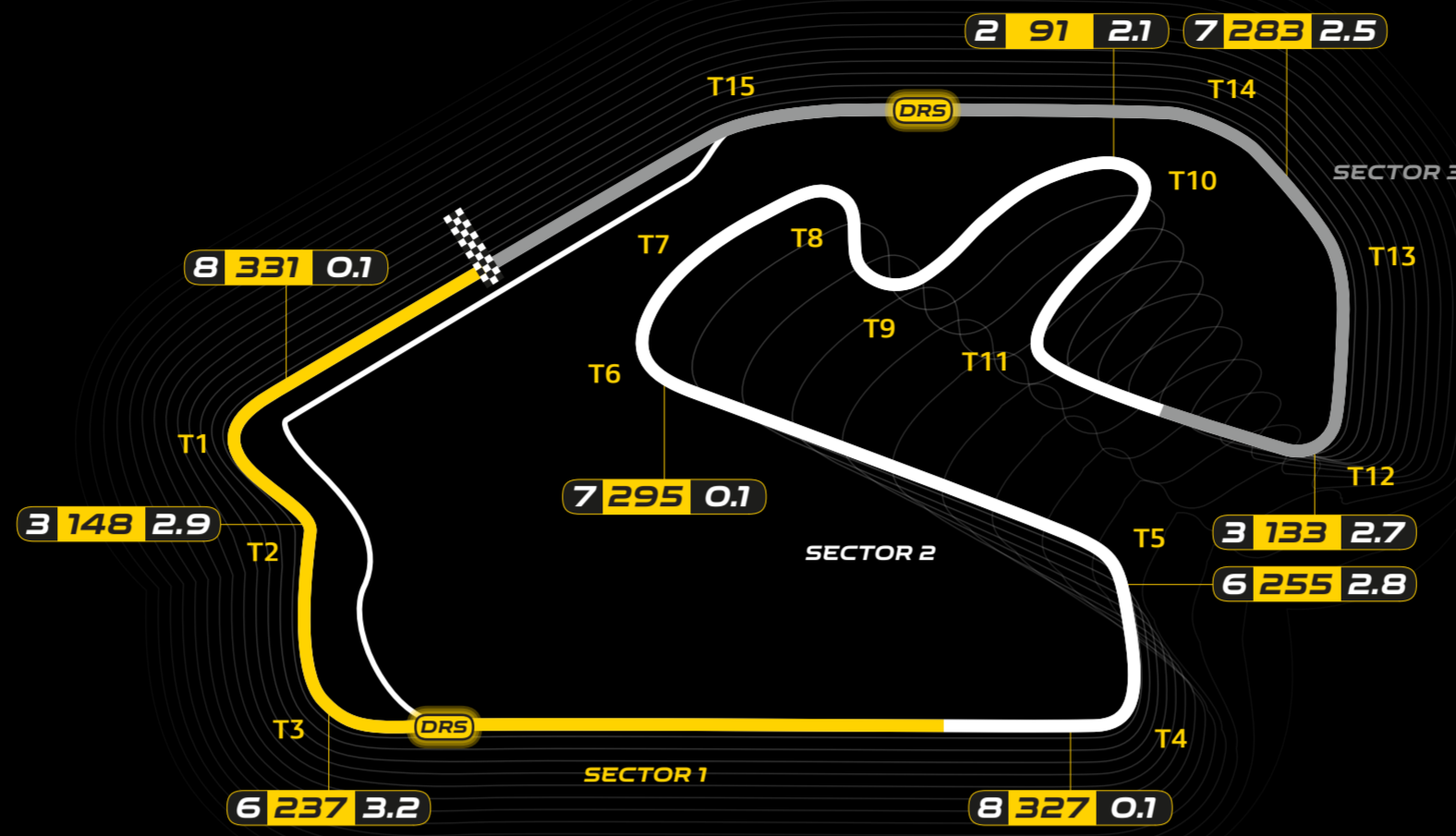
RACE DISTANCE (KM)

4.309

CIRCUIT LENGTH (KM)

71

NUMBER OF LAPS



T1

A tricky downhill turn at the end of a long straight, the nature of the first corner makes it easy for drivers to out-brake themselves. Turn 1 is the hardest stop on the circuit as the cars arrive at over 330kph and drop to just 110kph on entry.

T2

It's important to get a good exit from Turn 1, carrying the momentum on through Turn 2 into the high-speed Turn 3 and subsequently to the first DRS straight.

T4

The first DRS zone along the back straight presents a good overtaking opportunity heading into the medium speed Turn 4.

T5-7

These are high speed corners, with turns 6 and 7 particularly hard on the left-hand side tyres, before entering in to the lower speed Turn 8. From T2 to the entry for T6 the driver is at full throttle for 17 secs, with just a dab on the brakes through Turn 4.

T8

Flat kerbs through the low speed Turns 8 and 10 allow drivers a degree of freedom in their apex point.

T12

Turn 12 is crucial for a quick lap, with exit speed defining how fast you can charge up the hill and along the start / finish straight. The ICE will be straining on the edge of its power as the elevation change is just shy of 40m from the exit of Turn 12 to the braking zone of Turn 1.

The MGU-K recovers energy in the braking zones, and especially in the low speed middle sector of the lap.

Start-finish: A second DRS zone – running for 500m along the start/finish straight – boosts what is already a good spot for overtaking.

CAR SETUP



SUPER SOFT




SOFT



MEDIUM



TYRE WEAR



DOWNFORCE



BRAKE WEAR



HIGHEST G-FORCE AT TURN 11 FOR 0.8 SEC.

4.3




46
GEAR CHANGES PER LAP

RENAULT IN BRAZIL*

STARTS	WINS	PODIUMS
135	10	30
POLES	F. LAPS	TOTAL POINTS
13	12	398

* As a Constructor and Engine Supplier



64

NO. OF OVERTAKES (2016)



331

TOP SPEED (KPH)

TELEMETRY

FUEL EFFECT



(2016 average: 0.33sec/10kg)

FUEL CONSUMPTION



(2016 average: 1.69kg/lap)


LOWEST STARTING POSITION FOR A WINNER



42%
SAFETY CAR PROBABILITY

15

WINNERS FROM POLE



QUIRKY FACTS

2

There are only two countries in South America which Brazil does not border; Chile and Ecuador.

2,994

Brazil's highest mountain is the Pico da Neblina which stands at 2,994 metres. It was not discovered until the 1950s as it is often covered by clouds.

4,000

Brazil has more than 4,000 airports.



FULL THROTTLE



(2016 average: 50.3% of lap)

WEATHER

AVERAGE WEATHER FOR NOVEMBER

